




Supply list Lady Laura:


Seedbeads miyuki:

25 grams	Seedbeads 11°	SB11	
3 grams	Seedbeads 15°	SB15	


Cylinder Beads (Delica)

1 grams	Cylinderbeads 11°	CB	
---------	-------------------	----	---


Swarovski:

1 piece	Pear 4327 30x20mm	SP	
2 pieces	Pear 4320 18x13mm	SPS	
1 piece	Rivoli 14mm	RIV14	
10 pieces	Bicone 3mm	BIC3	

Other:

2 pieces	Roundbeads 6mm	RB6	
6 pieces	Roundbeads 4mm	RB4	
1 piece	Drop (optional)	DR	

Findings:

1 Piece	Clasp 2 strand	
---------	----------------	---

Extra:

Fireline 0.12mm	
Beading needle #12	
Scissors	

Additional information before you start:

This necklace is made of different loose pieces that will be connected in the last step. You can leave your working thread on each piece to use it to connect the pieces later on. Tie of the tail thread with several half-hitch knots around existing thread, and trim excess as soon as a piece is ready.

